



■ 特性

- 国际通用全范围交流输入
- 内置 EMI 滤波器
- 过压/过温/过负载保护
- 100%负载老化
- 冷却方式：自冷
- LED 电源指示灯
- 高效率，长寿命和高信赖度
- 可根据用户选型定制

■ Characteristic

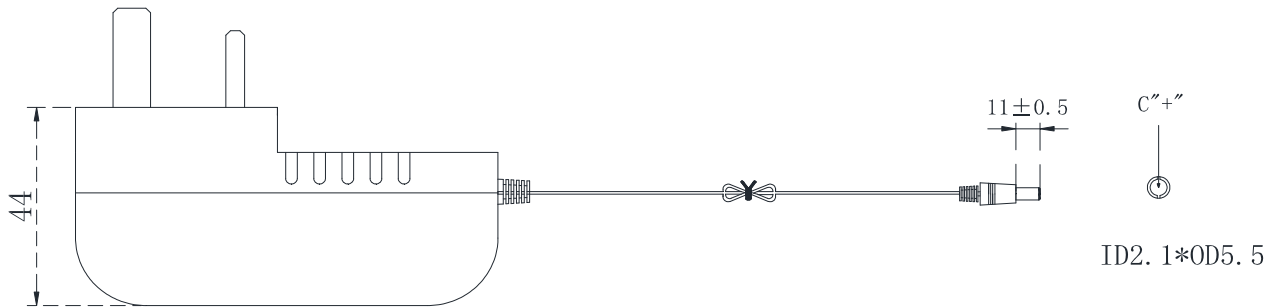
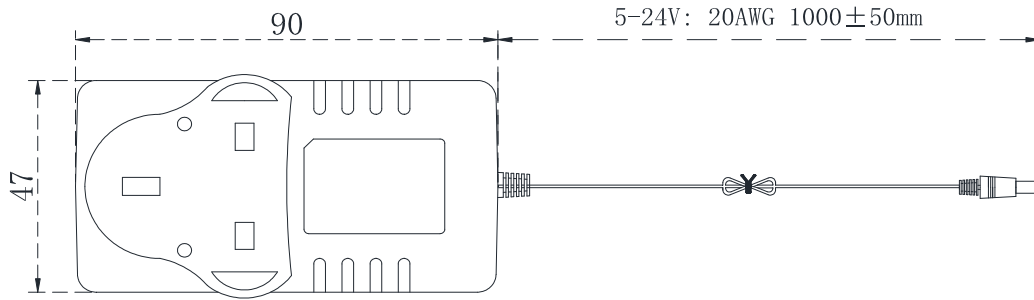
- International Universal AC input/ Full range
- Built-in EMI filter
- Over voltage& temperature & Load Protections
- 100% full load burn-in test
- Cooling: Self-cooling
- LED indicator for power
- High efficiency, long life and high reliability
- Can be customized according to user selection

电气规格 SPECIFICATOIN

| 型号 Model | | AD-S0530B | AD-S07520B | AD-S0915B | AD-S1212B | AD-S1510B | AD-S1810B | AD-S2405B |
|---------------------------------|--|--|------------|-----------|-----------|-----------|-----------|-----------|
| 输出 Output | 直流电压 DC Voltage | 5V | 7.5V | 9V | 12V | 15V | 18V | 24V |
| | 额定电流 Rated Current | 3A | 2A | 1.5A | 1.2A | 1A | 1A | 0.5A |
| | 电流范围 Current Range | 0~3A | 0~2A | 0~1.5A | 0~1.2A | 0~1A | 0~1A | 0~0.5A |
| | 额定功率 Rated Power | 15W | 15W | 13.5W | 14.4W | 15W | 18W | 12W |
| | 波纹和噪声(最大)备注2Ripple & Noise Max Note | 120mVp-p | 120mVp-p | 120mVp-p | 120mVp-p | 120mVp-p | 120mVp-p | 120mVp-p |
| | 电压精度备注3 Voltage Tolerance Note 3 | ±5% | ±5% | ±5% | ±5% | ±3% | ±3% | ±3% |
| | 线性调整率备注4 Line Regulation (Note 4) | ±1% | ±1% | ±1% | ±1% | ±1% | ±1% | ±1% |
| | 负载调整率备注5 Load Regulation (Note 5) | ±2% | ±2% | ±2% | ±2% | ±2% | ±2% | ±2% |
| 启动, 上升, 保持时间 Setup、Rise Time | | 500ms 200ms 30ms 满载时 Full load | | | | | | |
| 输入 Input | 交流插头 AC plug | AC 插头-UK | | AC 插头-CN | | AC 插头-EN | | AC 插头-US |
| | 电压范围 Voltage Range | 100Vac~240Vac | | | | | | |
| | 频率范围 Frequency Range | 50/60Hz | | | | | | |
| | 效率最大 Efficiency (Typ.) | 80% | 80% | 85% | 85% | 85% | 85% | 85% |
| | 交流电流 Ac Current (Typ.) | 0.19A/200Vac | | | | | | |
| | 浪涌电流最大 Inrush Current (Typ.) | 35A/220Vac | | | | | | |
| | 漏电流最大 Leakage Current (Typ.) | < 0.35mA/220Vac | | | | | | |
| 保护 Protection | 过负载 Over Load | 额定输出功率的 Rated output power: 110%~240% 保护模式: 打嗝模式, 负载异常条件移除后可自动恢复 Protection type: Hiccup mode, recovers automatically after fault condition is removed | | | | | | |
| | 过电流 Over Voltage | 额定输出电流的 Rated output Voltage:115%~135% 保护模式: 二极管钳位 Protection mode: diode clamp | | | | | | |
| | 过温度备注5 Over Temp (Note 5) | 晶体内部接点温度超过 140℃, 启动过温保护。 Crystal internal contact temperature exceeds 140 °C, start over temperature protection. 保护模式: 关闭输出电压, 温度下降后自动恢复 Protection mode: turn off the output voltage, the temperature drops automatically resume | | | | | | |
| 环境 Environment | 工作温度 Working Temp | -0℃~50℃ (请参照“减额曲线” Refer to "Derating curve") | | | | | | |
| | 工作湿度 Working Humidity | 0~90%RH, 无冷凝 non-condensing | | | | | | |
| | 储存温度、湿度 Storage Temp、Humidity | -10℃~75℃ 10~98%RH, 无冷凝 non-condensing | | | | | | |
| | 温度系数 Temp. Coefficient | ±0.03%/℃ (0~50℃) | | | | | | |
| | 耐震荡 Vibration | 10~500Hz, 5G 10分钟/周期, X、Y、Z轴各60分钟 10Min/1 cycle, period for 60min,each along X,Y,Z axes | | | | | | |
| 安规和电磁兼容 备注7 Safety & EMC Note 7 | 安全规范 Safety Standards | GB4943, EN60950 | | | | | | |
| | 耐压 Withstand Voltage | I/P-0/P:2KVac | | | | | | |
| | 绝缘抗阻 Isolation Resistance | I/P-0/P:100M Ohms/500VDC/25℃/70%RH | | | | | | |
| | 电磁兼容发射 EMI Conduction Radiation | 符合 Compliance to :EN55022, EN61000-3-2,3, FCC part15,GB9254 class B,GB17625.1 | | | | | | |
| | 电磁兼容抗扰度 EMS Immunity | 符合 Compliance to :EN61000-4-2,3,4,5,6,8,11, A级轻工业标准 light industry level, criteria A | | | | | | |
| 其它 Others | 寿命 Life | 2年: 100%负载, 30℃, 8小时/天 2 years: 100% load, 30, 8 hours / day | | | | | | |
| | MTBF | ≥1415.6Khrs | | | | | | |
| | 尺寸 Dimension | 90*47*44mm(L*W*H) | | | | | | |
| | 包装 Packing | 0.08Kg 200pcs/16Kg | | | | | | |
| 连接器 Connector | 插头 Plug/配线 Wiring | 详见第二页, 其它型号可依客户需求订制 For second pages, other models can be customized according to customer requirements. | | | | | | |
| 备注 Note | <p>1. 如未特别说明, 所有规格参数均在输入为 230VAC、额定负载、25℃环境温度下进行测量。 If no special instructions are specified, all the specifications are measured at the input of 230VAC, the rated load, the ambient temperature of 25℃.</p> <p>2. 波纹和噪声测量方法: 使用一条 12" 双绞线, 同时终端要并联 0.1uF 和 47uF 的电容, 在 20MHZ 带宽下进行量测。 Ripple and noise measuring method: using a 12 "twisted pair, at the same time terminal to parallel 0.1uF and 47uF capacitor, in the 20MHZ bandwidth measurement.</p> <p>3. 精度: 包含设定误差, 线性调整率和负载调整率。 Curacy: contains setting error, linear adjustment rate and load adjustment rate.</p> <p>4. 线性调整率测量方法: 在额定负载下, 从低电压到高电压测试。 Linear adjust rate measurement: at rated load, from a low voltage to a high voltage test.</p> <p>5. 负载调整率测量方法: 从 10%到 100%。 Load adjustment rate measurement method: from 20% to 100%</p> <p>6. 过温保护是由控制 IC 的功能决定。 Overtemperature protection is determined by the function of the control IC.</p> | | | | | | | |

尺寸 Dimension

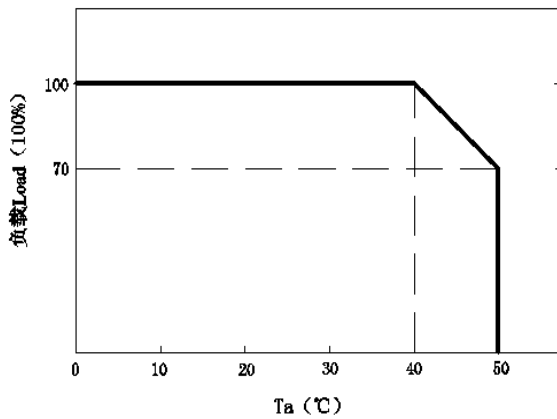
单位: mm



标准型: P1J

| P1J | |
|--------|--------|
| P/N | OUTPUT |
| CENTER | + |

■ 减额曲线 Derating Curve



■ 静态特性曲线 Static Characteristics

